

# SeeSnake. CountPlus

Refer to the operator's manuals for the camera reel and monitor you are using for safety information related to operating the system.

## Description

The RIDGID® SeeSnake® CountPlus is a cable distance measuring device and basic text slide editor that can be fitted to any SeeSnake Standard or Mini camera system. The CountPlus lets you control selections of what is displayed on your SeeSnake monitor and included in captured media. You can use the CountPlus to:

- Toggle the date, time, and distance.
- Create custom text slides.
- Reset the system measurement to zero.
- Take temporary segment measurements.

*Note: Many SeeSnake monitors include the ability to control what information is displayed on the monitor and recorded to media. Refer to your monitor's operator's manual to find out if it includes this feature.*

*We recommend controlling the display through the monitor's interface instead of the CountPlus if your monitor has this capability.*










## Online Support

For detailed instructions on topics such as CountPlus installation, operation, and battery replacement, visit [support.seesnake.com/countplus](http://support.seesnake.com/countplus) or scan the QR code.







# Keypad



Keys and Functions			
		Open the menu. Press to exit screens and menus.	
	Menu	<ul style="list-style-type: none"> <li> Edit Slide</li> <li> Information</li> <li> Tools</li> <li> Time Settings</li> <li> Date Settings</li> <li> Unit Settings</li> <li> Reel and Cable Settings</li> </ul>	
	Select	Select highlighted items.	
		Zero	Start and stop temporary segment measurements. Press and hold to reset system measurement to zero.

**Keys and Functions**

 <p>Arrows</p>	Navigate menus and text characters. Reposition slides in the slide layout screen.	
	Down	Create new slide or choose from saved slides.
	Left/Right	Switch between saved slides.
	Up/Edit	Edit current slide.
 <p>Text Slide</p>	Show and hide text slide. When creating a new text slide, toggle between slide layout and text entry screens.	
 <p>Count</p>	Show and hide count.	
 <p>Date/Time</p>	Cycle date/time options: show date, time, both, or neither.	

